




Triangle BioSystems, Int'l.



4 Channel Tethered Gain 1000 Headstage

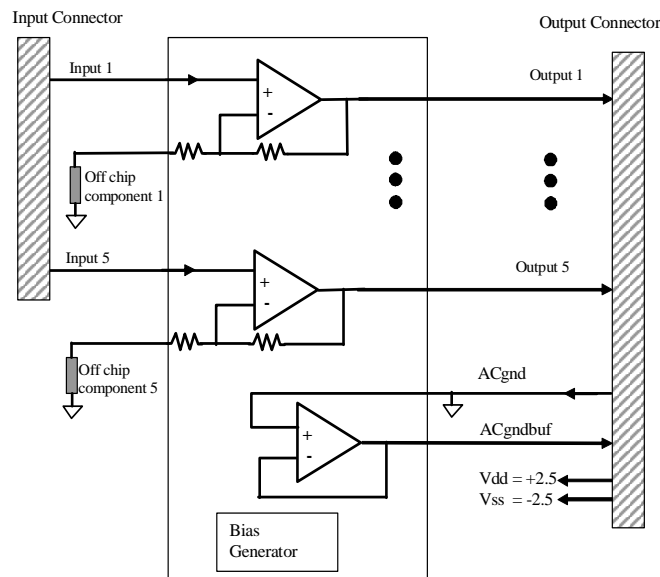
Headstage Features

- Custom VLSI circuit provides small size & reduced weight
- Weight < 0.8 grams
- 4 channels (4ch plus 1 reference)
- Gain of 1000
- Unity gain ground buffer output
- Selectable bandpass filtering per channel
- 3v/5v operation
- Size for Gain 1000:
5x25x17mm for 50mil Input Omnetics
5x19x11mm for 25mil Input Omnetics

Triangle BioSystems, Int'l. offers a 4-channel gain 1000 analog headstage subassembly that is used to provide a wired connection between implanted electrodes and neural recording and analysis equipment. The main function of the headstage is to precondition the neuron pulse signals and provide a buffered connection over a low impedance cable. Each headstage design is based on a custom, low power VLSI developed by TBSI. The result is a solution with superior performance in a very small form-factor with less weight.

The 4-channel gain 1000 headstage includes a selectable bandpass filter.

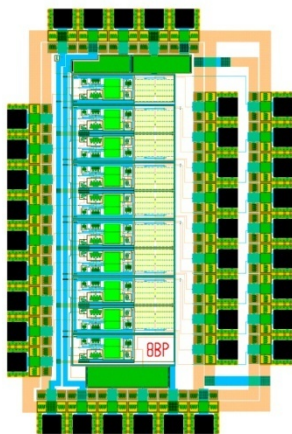
Block Diagram



Headstage Specifications

Electrical

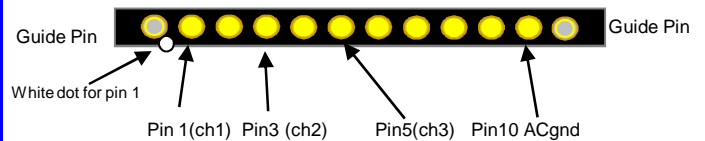
Parameter	Min	Typ	Max	Units	Notes
Power Supply					
3 volt supply	3.0	3.3	3.6	Volts	3.3v Bipolar power supply (+/- 1.65v)
Average Icc 3v	5.6	6.1	6.7	ma	
5 volt supply	4.5	5	5.5	Volts	5v Bipolar power supply (+/- 2.5v)
Average Icc 5v	6.8	7.5	8.5	ma	
Analog Channel					
Input voltage range (5v)	-1.2	0	1.8	Volts	For 5v Bipolar power supply
Input voltage range (3.3v)	-.6		.8	Volts	For 3.3v Bipolar power supply
Common mode center		0		Volts	For bipolar power supplies only
dc Offset	-10	0	10	mVolts	For bipolar power supplies only
Gain 1000	950	1000	1050		Factory selectable gain
G1000 BW @ 5v	.8		22	kHz	-3dB input signal level BW
Input impedance		22		Mohms	At 1kHz
Output impedance		158		ohms	At 1kHz
Input referred noise		6.2		μ Vrms	for DC - 10kHz frequency with all inputs grounded
THD			-63	dB	@ 5kHz and 1 volt p-p input
Phase Delay		30		uSecs	@ 5 kHz input
Settling Time		5.5		uSecs	With 1v step input
Mechanical Specs					
Length		15		mm	Edge to Edge of connector pins
Width		14		mm	
Height		3.0		mm	
Weight			.8	grams	
Miscellaneous					
Reference Bias Current		78		uA	Included inside headstage
Junction Temperature	-40	25	100	C	



Gain 1000 die

Electrode Side Omnetics Connector

Looking At Input Electrode Connector (50mil is PN A11862 or 25mil is PN A8376-001)



Electrode mating 25 mil connector is Omnetics PN A8393-001
Electrode mating 50 mil connector is Omnetics PN A11449

Recorder side headstage cables come pre-wired and attached and can be ordered with different lengths up to 3 feet.

Ordering Information

Part No.	Gain	BP Filter
Neuro4BPG1000	Gain 1000	Yes

